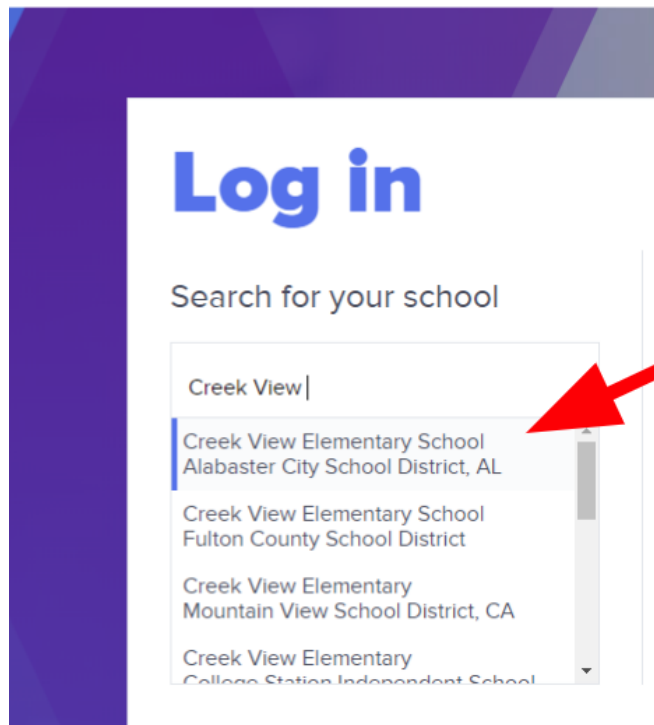


Directions for Logging in to Clever



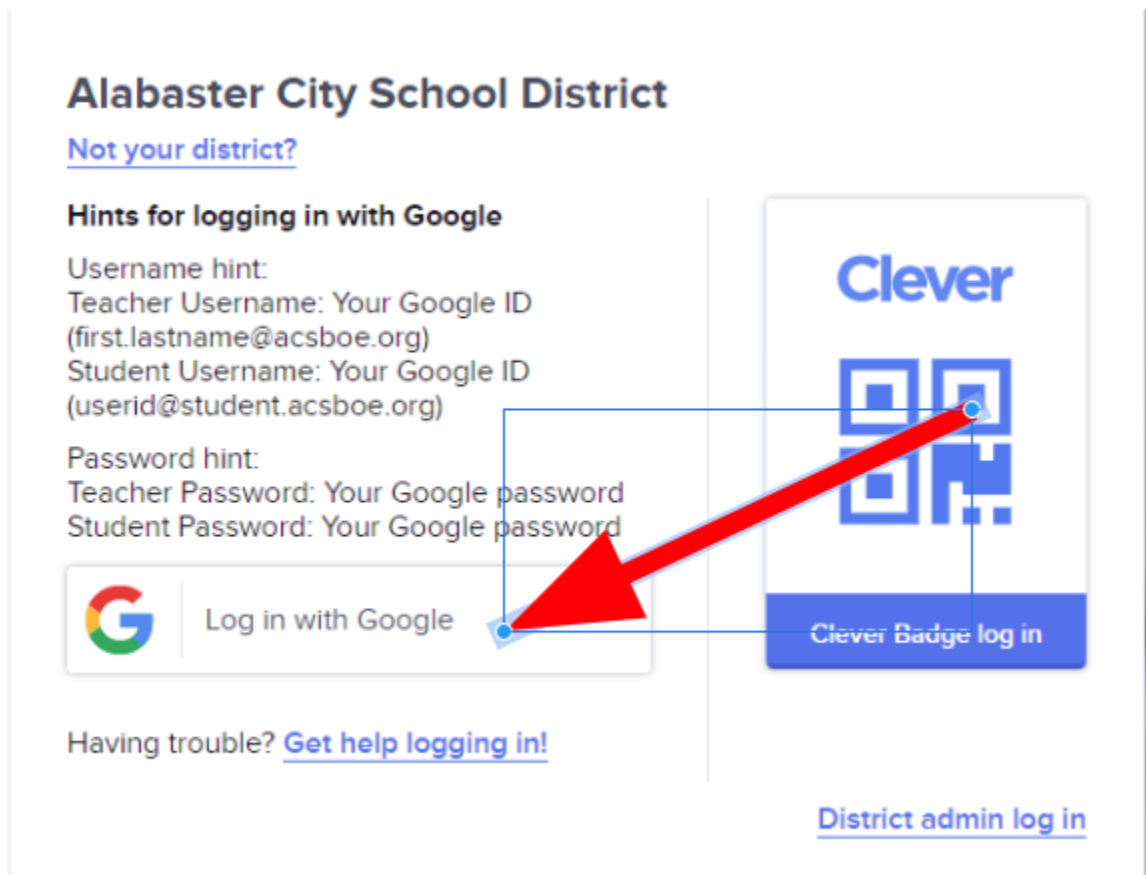
1. Using the Google Chrome  web browser, go to Clever.com ([linked here](#)).
2. At the top of the page, click  .
3. Type in your student's school name and select it.



The screenshot shows the Clever login interface. At the top, there is a blue header with the text "Log in" in white. Below this is a search bar with the placeholder text "Search for your school". The search bar contains the text "Creek View|". A dropdown menu is open, showing a list of search results. A red arrow points to the first result, "Creek View Elementary School, Alabaster City School District, AL".

Search Results
Creek View
Creek View Elementary School Alabaster City School District, AL
Creek View Elementary School Fulton County School District
Creek View Elementary Mountain View School District, CA
Creek View Elementary College Station Independent School

4. Click “Log in with Google.”



5. Log in using your student’s email address and password.

NOTE: If your student does not know his/her username (email) and password, please email your child’s teacher.

6. Once you are logged in, you will see various apps your child may use. These are the same apps used at school. Please feel free to contact your child’s teacher with any questions or concerns you may have.

View of apps in Clever Portal:

More apps



Destiny Discover



Discovery Education



Edulastic



Google



Google Classroom



Google Docs



Google Drive



Google Sheets



Imagine Language & Literacy



Imagine Math



Imagine Math Facts




Learning.com



MackinVIA



Typing.com



XtraMath